



ISO 9001:2000



PP COMPRESSION FITTINGS AND VALVES FOR PE PIPES
ACCESORIOS DE PP A COMPRESIÓN Y VÁLVULAS PARA TUBERÍAS DE PE

IPS PIPING

CTS TUBING

UNIVERSAL

NSF International

RECOGNIZES

SOCIEDAD DE TRANSFORMACIÓN DE
PLÁSTICOS S. A. (S.T.P)
SPAIN

AS COMPLYING WITH NSF/ANSI 61.
PRODUCTS APPEARING IN THE NSF OFFICIAL LISTING ARE
AUTHORIZED TO BEAR THE NSF MARK.



Certification Program
Accredited by the
American National
Standards Institute



Certification Program
Accredited by the
Standards Council
of Canada

This certificate is the property of NSF International and must be returned upon request. For the most current and complete information, please access NSF's website (www.nsf.org).

May 28, 2004
Certificate# 11260 - 01

A handwritten signature in black ink, appearing to read "David Purkiss".

David Purkiss, General Manager
Water Distribution Systems

U.S.A. NSF approved N° 11260 01

INDEX - ÍNDICE

PP COMPRESSION FITTINGS FOR PE IPS TUBING ACCESORIOS DE PP A COMPRESIÓN PARA TUBERÍAS DE IPS	4
---	----------

PP COMPRESSION FITTINGS FOR PE CTS TUBING ACCESORIOS DE PP A COMPRESIÓN PARA TUBERÍAS DE CTS	9
---	----------

COMPRESSION FITTINGS FOR UNIVERSAL TRANSITIONS ACCESORIOS DE COMPRESIÓN PARA TRANSICIONES UNIVERSALES	13
--	-----------

PP COMPRESSION FITTINGS FOR UNIVERSAL REPAIRS ACCESORIOS DE PP ACOMPRESIÓN PARA REPARACIONESS UNIVERSALES	20
--	-----------

TOOLS AND ACCESSORIES LLAVES Y ACCESORIOS	23
--	-----------

COMPRESSION VALVES VÁLVULAS A COMPRESIÓN	24
---	-----------

PP THREADED FITTINGS ACCESORIOS PARA ROSCADO	29
---	-----------

HISTORY OF STP HISTORIA DE STP	30
---	-----------

ISO 1426:2000	31
----------------------	-----------

INSTALLATION INSTRUCTION INSTRUCCIONES DE MONTAJE	32
--	-----------

CERTIFICATIONS CERTIFICACIONES	36
---	-----------

PP COMPRESSION FITTINGS FOR PE IPS PIPING

ACCESORIOS DE PP A COMPRESIÓN PARA TUBERÍAS DE PE IPS



**SLIP COUPLING
MANGUITO DE REPARACIÓN**



CODE	PIPE IPS		WEIGHT x BOX LBS	VOLUME x BOX m ³
725063IPS	2"	17	26.08	A 0.074
725090IPS	3"	8	26.20	A 0.074
725110IPS	4"	4	25.36	A 0.074

**COUPLING
MANGUITO**



CODE	PIPE IPS		WEIGHT x BOX LBS	VOLUME x BOX m ³
701020IPS	1/2"	50	7.81	C 0.019
701025IPS	3/4"	40	8.14	C 0.019
701032IPS	1"	25	8.05	C 0.019
701040IPS	1 1/4"	13	7.17	C 0.019
701050IPS	1 1/2"	15	13.40	B 0.037
701063IPS	2"	17	28.69	A 0.074
701090IPS	3"	8	28.82	A 0.074
701110IPS	4"	4	25.37	A 0.074

**REDUCING COUPLING
MANGUITO REDUCIDO**



CODE	PIPE IPS		WEIGHT x BOX LBS	VOLUME x BOX m ³
702025IPS	3/4"-1/2"	45	8.10	C 0.019
702031IPS	1"-1/2"	30	7.19	C 0.019
702032IPS	1"-3/4"	30	7.90	C 0.019
702039IPS	1 1/4"-3/4"	18	7.00	C 0.019
702040IPS	1 1/4"-1"	18	7.88	C 0.019
702049IPS	1 1/2"-1"	22	14.01	B 0.037
702050IPS	1 1/2"-1 1/4"	20	14.43	B 0.037
702062IPS	2"-1 1/4"	20	23.30	A 0.074
702063IPS	2"-1 1/2"	20	26.20	A 0.074
702090IPS	3" - 2"	8	24.50	A 0.074
702110IPS	4" - 3"	5	25.81	A 0.074

**FEMALE ADAPTER
ENLACE ROSCA HEMBRA**



CODE	PIPE IPS	THREAD NPT		WEIGHT x BOX LBS	VOLUME x BOX m ³
703020IPS	1/2"	1/2"	90	11.00	C 0.019
703022IPS	1/2"	3/4"	90	12.10	C 0.019
703024IPS	3/4"	1/2"	60	8.45	C 0.019
703025IPS	3/4"	3/4"	60	8.45	C 0.019
703027IPS	3/4"	1"	60	10.56	C 0.019
703031IPS	1"	3/4"	35	7.48	C 0.019
703032IPS	1"	1"	35	7.48	C 0.019
703040IPS	1 1/4"	1 1/4"	22	7.92	C 0.019
703050IPS	1 1/2"	1 1/2"	27	15.27	B 0.037
703063IPS	2"	2"	30	31.77	A 0.074
703090IPS	3"	3"	12	27.48	A 0.074
703110IPS	4"	4"	6	21.91	A 0.074

PP COMPRESSION FITTINGS FOR PE IPS PIPING

ACCESORIOS DE PP A COMPRESIÓN PARA TUBERÍAS DE PE IPS



**MALE ADAPTER
ENLACE ROSCA MACHO**



CODE	PIPE IPS	THREAD NPT		WEIGHT x BOX LBS	VOLUME x BOX m ³
704020IPS	1/2"	1/2"	90	7.88	C 0.019
704021IPS	1/2"	3/4"	90	7.85	C 0.019
704024IPS	3/4"	1/2"	60	6.73	C 0.019
704025IPS	3/4"	3/4"	60	6.95	C 0.019
704026IPS	3/4"	1"	60	7.13	C 0.019
704031IPS	1"	3/4"	45	7.83	C 0.019
704032IPS	1"	1"	45	8.18	C 0.019
704040IPS	1 1/4"	1 1/4"	23	7.30	C 0.019
704050IPS	1 1/2"	1 1/2"	30	14.98	B 0.037
704063IPS	2"	2"	34	31.88	A 0.074
704090IPS	3"	3"	12	25.30	A 0.074
704110IPS	4"	4"	6	22.00	A 0.074

**END CAP
TAPÓN**



CODE	PIPE IPS		WEIGHT x BOX LBS	VOLUME x BOX m ³
705020IPS	1/2"	125	10.36	C 0.019
705025IPS	3/4"	75	8.14	C 0.019
705032IPS	1"	50	8.71	C 0.019
705040IPS	1 1/4"	24	7.13	C 0.019
705050IPS	1 1/2"	30	14.43	B 0.037
705063IPS	2"	34	31.31	A 0.074
705090IPS	3"	16	34.12	A 0.074
705110IPS	4"	8	29.33	A 0.074

**90° ELBOW
CODO 90° IGUAL**



CODE	PIPE IPS		WEIGHT x BOX LBS	VOLUME x BOX m ³
706020IPS	1/2"	45	7.88	C 0.019
706025IPS	3/4"	35	7.81	C 0.019
706032IPS	1"	20	7.17	C 0.019
706040IPS	1 1/4"	12	7.48	C 0.019
706050IPS	1 1/2"	12	11.99	B 0.037
706063IPS	2"	14	27.83	A 0.074
706090IPS	3"	6	25.70	A 0.074
706110IPS	4"	3	22.09	A 0.074

**90° REDUCING ELBOW
CODO 90° REDUCIDO**



CODE	PIPE IPS		WEIGHT x BOX LBS	VOLUME x BOX m ³
726025IPS	3/4"-1/2"	35	7.81	C 0.019
726032IPS	1"-3/4"	20	7.17	C 0.019

PP COMPRESSION FITTINGS FOR PE IPS PIPING

ACCESORIOS DE PP A COMPRESIÓN PARA TUBERÍAS DE PE IPS



**90° ELBOW WITH THREADED MALE OFFTAKE
CODO 90° ROSCA MACHO**



CODE	PIPE IPS	THREAD NPT		WEIGHT x BOX LBS	VOLUME x BOX m ³
707020IPS	1/2"	1/2"	70	8.23	C 0.019
707021IPS	1/2"	3/4"	70	8.23	C 0.019
707024IPS	3/4"	1/2"	40	6.80	C 0.019
707025IPS	3/4"	3/4"	40	6.25	C 0.019
707031IPS	1"	3/4"	30	8.58	C 0.019
707032IPS	1"	1"	30	8.38	C 0.019
707040IPS	1 1/4"	1 1/4"	15	6.62	C 0.019
707050IPS	1 1/2"	1 1/2"	18	13.73	B 0.037
707063IPS	2"	2"	20	27.90	A 0.074

**90° ELBOW WITH THREADED FEMALE OFFTAKE
CODO 90° HEMBRA**



CODE	PIPE IPS	THREAD NPT		WEIGHT x BOX LBS	VOLUME x BOX m ³
708020IPS	1/2"	1/2"	70	8.89	C 0.019
708021IPS	1/2"	3/4"	70	8.89	C 0.019
708024IPS	3/4"	1/2"	40	7.44	C 0.019
708025IPS	3/4"	3/4"	40	6.67	C 0.019
708026IPS	3/4"	1"	30	6.67	C 0.019
708031IPS	1"	3/4"	30	9.33	C 0.019
708032IPS	1"	1"	30	8.18	C 0.019
708040IPS	1 1/4"	1 1/4"	15	6.84	C 0.019
708050IPS	1 1/2"	1 1/2"	18	14.19	B 0.037
708063IPS	2"	2"	20	29.50	A 0.074
708090IPS	3"	3"	8	24.75	A 0.074
708110IPS	4"	4"	4	20.24	A 0.074

**90° TEE
TE IGUAL**



CODE	PIPE IPS		WEIGHT x BOX LBS	VOLUME x BOX m ³
709020IPS	1/2"	30	7.61	C 0.019
709025IPS	3/4"	20	6.49	C 0.019
709032IPS	1"	12	6.34	C 0.019
709040IPS	1 1/4"	6	5.41	C 0.019
709050IPS	1 1/2"	8	11.57	B 0.037
709063IPS	2"	10	28.27	A 0.074
709090IPS	3"	4	25.54	A 0.074
709110IPS	4"	1	10.56	A 0.074

**90° TEE WITH THREADED FEMALE OFFTAKE
TE 90° DERIVACIÓN HEMBRA**



CODE	PIPE IPS	THREAD NPT		WEIGHT x BOX LBS	VOLUME x BOX m ³
710020IPS	1/2"	1/2"	40	8.18	C 0.019
710021IPS	1/2"	3/4"	40	8.18	C 0.019
710024IPS	3/4"	1/2"	25	7.17	C 0.019
710025IPS	3/4"	3/4"	25	6.86	C 0.019
710031IPS	1"	3/4"	15	6.97	C 0.019
710032IPS	1"	1"	15	6.53	C 0.019
710040IPS	1 1/4"	1 1/4"	9	6.56	C 0.019
710050IPS	1 1/2"	1 1/2"	10	12.67	B 0.037
710063IPS	2"	2"	11	25.50	A 0.074
710090IPS	3"	3"	4	21.14	A 0.074
710110IPS	4"	4"	2	16.46	A 0.074

PP COMPRESSION FITTINGS FOR PE IPS PIPING

ACCESORIOS DE PP A COMPRESIÓN PARA TUBERÍAS DE PE IPS



**90° TEE WITH THREADED MALE OFFTAKE
TE 90° DERIVACIÓN MACHO**



CODE	PIPE IPS	THREAD NPT		WEIGHT x BOX LBS	VOLUME x BOX m ³
711020IPS	1/2"	1/2"	40	7.99	C 0.019
711024IPS	3/4"	1/2"	30	7.57	C 0.019
711025IPS	3/4"	3/4"	30	7.57	C 0.019
711032IPS	1"	1"	15	6.45	C 0.019
711040IPS	1 1/4"	1 1/4"	9	6.56	C 0.019
711050IPS	1 1/2"	1 1/2"	10	11.99	B 0.037
711063IPS	2"	2"	12	26.71	A 0.074

**WALL SUPPORT
CODO GRIFO**



CODE	PIPE IPS	THREAD NPT		WEIGHT x BOX LBS	VOLUME x BOX m ³
712020IPS	1/2"	1/2"	50	7.26	C 0.019
712025IPS	3/4"	3/4"	40	7.59	C 0.019

**90° REDUCING TEE
TE REDUCIDA**



CODE	PIPE IPS		WEIGHT x BOX LBS	VOLUME x BOX m ³
713025IPS	3/4"-1/2"	20	6.42	C 0.019
713032IPS	1"- 3/4"	12	6.05	C 0.019
713040IPS	1 1/4" -1"	8	6.86	C 0.019
713049IPS	1 1/2"-1"	8	11.51	B 0.037
713050IPS	1 1/2"-1 1/4"	8	11.51	B 0.037
713063IPS	2"-1 1/2"	8	20.50	A 0.074

**COMPRESSION FLANGE
ENLACE BRIDA**





CODE	PIPE IPS		WEIGHT x BOX LBS	VOLUME x BOX m ³
714050IPS	1 1/2"	10	25.52	B 0.037
714063IPS	2"	18	60.41	A 0.074
714090IPS	3"	8	41.51	A 0.074
714110IPS	4"	6	40.48	A 0.074



SPARE PARTS



RECAMBIOS





EPDM O'RING JUNTA EPDM	CODE	IPS		WEIGHT x BOX LBS	VOLUME x BOX m³
	000520IPS	1/2"	-	-	-
	000525IPS	3/4"	-	-	-
	000532IPS	1"	-	-	-
	000540IPS	1 1/4"	-	-	-
	000550IPS	1 1/2"	-	-	-
	000563IPS	2"	-	-	-
	* 000590IPS	3"	-	-	-
	* 000511IPS	4"	-	-	-

★ NBR Ring Standard

GRIP RING CASQUILLO DE AGARRE	CODE	IPS		WEIGHT x BOX LBS	VOLUME x BOX m³
	000120IPS	1/2"	-	-	-
	000125IPS	3/4"	-	-	-
	000132IPS	1"	-	-	-
	000140IPS	1 1/4"	-	-	-
	000150IPS	1 1/2"	-	-	-
	000163IPS	2"	-	-	-
	000190IPS	3"	-	-	-
	000111IPS	4"	-	-	-

COMPRESSION RING ANILLO DE COMPRESIÓN	CODE	IPS		WEIGHT x BOX LBS	VOLUME x BOX m³
	000420IPS	1/2"	-	-	-
	000425IPS	3/4"	-	-	-
	000432IPS	1"	-	-	-
	000440IPS	1 1/4"	-	-	-
	000450IPS	1 1/2"	-	-	-
	000463IPS	2"	-	-	-
	000490IPS	3"	-	-	-
	000411IPS	4"	-	-	-

COMPRESSION NUT TUERCA DE COMPRESIÓN	CODE	IPS		WEIGHT x BOX LBS	VOLUME x BOX m³
	000220IPS	1/2"	-	-	-
	000225IPS	3/4"	-	-	-
	000232IPS	1"	-	-	-
	000240IPS	1 1/4"	-	-	-
	000250IPS	1 1/2"	-	-	-
	000263IPS	2"	-	-	-
	000290IPS	3"	-	-	-
	000211IPS	4"	-	-	-


They are spare parts. Only available under request. Delivered in bags of 10 units


PP COMPRESSION FITTINGS FOR PE CTS TUBING

ACCESORIOS DE PP A COMPRESIÓN PARA TUBERÍAS DE PE CTS





**COUPLING
MANGUITO**




CODE	PIPE CTS		WEIGHT x BOX LBS	VOLUME x BOX m ³
701020CTS	1/2"	50	7.81	0.019
701025CTS	3/4"	40	8.14	0.019
701032CTS	1"	25	8.05	0.019
701040CTS	1 1/4"	13	7.17	0.019
701050CTS	1 1/2"	13	13.40	0.037
701063CTS	2"	17	28.69	0.074


**REDUCING COUPLING
MANGUITO REDUCIDO**




CODE	PIPE CTS		WEIGHT x BOX LBS	VOLUME x BOX m ³
702025CTS	3/4"-1/2"	45	8.10	0.019
702031CTS	1"-1/2"	30	7.19	0.019
702032CTS	1"-3/4"	30	7.90	0.019
702039CTS	1 1/4"-3/4"	18	7.00	0.019
702040CTS	1 1/4"-1"	18	7.88	0.019
702049CTS	1 1/2"-1"	22	14.01	0.037
702050CTS	1 1/2"-1 1/4"	20	14.43	0.037
702062CTS	2"-1 1/4"	20	23.30	0.074
702063CTS	2"-1 1/2"	20	26.20	0.074


**FEMALE ADAPTER
ENLACE ROSCA HEMBRA**



CODE	PIPE CTS	THREAD NPT		WEIGHT x BOX LBS	VOLUME x BOX m ³
703020CTS	1/2"	1/2"	90	11.00	0.019
703022CTS	Pending 1/2"	3/4"	90	12.10	0.019
703024CTS	3/4"	1/2"	60	8.45	0.019
703025CTS	3/4"	3/4"	60	8.45	0.019
703027CTS	Pending 3/4"	1"	60	10.56	0.019
703031CTS	1"	3/4"	35	7.48	0.019
703032CTS	1"	1"	35	7.48	0.019
703033CTS	Pending 1"	1 1/4"	35	7.48	0.019
703040CTS	1 1/4"	1 1/4"	22	7.92	0.019
703050CTS	1 1/2"	1 1/2"	22	15.27	0.037
703063CTS	2"	2"	30	31.77	0.074

**MALE ADAPTER
ENLACE ROSCA MACHO**




CODE	PIPE CTS	THREAD NPT		WEIGHT x BOX LBS	VOLUME x BOX m ³
704020CTS	1/2"	1/2"	90	7.88	0.019
704021CTS	Pending 1/2"	3/4"	90	7.85	0.019
704024CTS	Pending 3/4"	1/2"	60	6.73	0.019
704025CTS	3/4"	3/4"	60	6.95	0.019
704026CTS	Pending 3/4"	1"	60	7.13	0.019
704031CTS	1"	3/4"	45	7.83	0.019
704032CTS	1"	1"	45	8.18	0.019
704033CTS	Pending 1"	1 1/4"	45	8.56	0.019
704040CTS	1 1/4"	1 1/4"	22	7.30	0.019
704049CTS	1 1/2"	1 1/4"	23	7.63	0.019
704050CTS	1 1/2"	1 1/2"	30	14.98	0.037
704063CTS	2"	2"	34	31.88	0.074


PP COMPRESSION FITTINGS FOR PE CTS TUBING

ACCESORIOS DE PP A COMPRESIÓN PARA TUBERÍAS DE PE CTS





**END CAP
TAPÓN**




CODE	PIPE CTS		WEIGHT x BOX LBS	VOLUME x BOX m ³
705020CTS	1/2"	125	10.36	0.019
705025CTS	3/4"	75	8.14	0.019
705032CTS	1"	50	8.71	0.019
705040CTS	1 1/4"	24	7.13	0.019
705050CTS	1 1/2"	30	14.43	0.037
705063CTS	2"	34	31.31	0.074


**90° ELBOW
CODO 90° IGUAL**




CODE	PIPE CTS		WEIGHT x BOX LBS	VOLUME x BOX m ³
706020CTS	1/2"	45	7.88	0.019
706025CTS	3/4"	35	7.81	0.019
706032CTS	1"	20	7.17	0.019
706040CTS	1 1/4"	12	7.48	0.019
706050CTS	1 1/2"	12	11.99	0.037
706063CTS	2"	14	27.83	0.074


**90° REDUCING ELBOW
CODO 90° REDUCIDO**




CODE	PIPE CTS		WEIGHT x BOX LBS	VOLUME x BOX m ³
726025CTS	3/4"-1/2"	35	7.81	0.019
726032CTS	1"-3/4"	20	7.17	0.019


**90° ELBOW WITH THREADED MALE OFFTAKE
CODO 90° ROSCA MACHO**



CODE	PIPE CTS	THREAD NPT		WEIGHT x BOX LBS	VOLUME x BOX m ³
707020CTS	1/2"	1/2"	70	8.23	0.019
707021CTS	Pending 1/2"	3/4"	70	8.23	0.019
707024CTS	3/4"	1/2"	40	6.80	0.019
707025CTS	3/4"	3/4"	40	6.25	0.019
707031CTS	Pending 1"	3/4"	30	8.58	0.019
707032CTS	1"	1"	30	8.38	0.019
707040CTS	1 1/4"	1 1/4"	15	6.62	0.019
707050CTS	1 1/2"	1 1/2"	18	13.73	0.037
707063CTS	2"	2"	20	27.90	0.074

**90° ELBOW WITH THREADED FEMALE OFFTAKE
CODO 90° HEMBRA**




CODE	PIPE CTS	THREAD NPT		WEIGHT x BOX LBS	VOLUME x BOX m ³
708020CTS	1/2"	1/2"	70	8.89	0.019
708021CTS	Pending 1/2"	3/4"	70	8.89	0.019
708024CTS	3/4"	1/2"	40	7.44	0.019
708025CTS	3/4"	3/4"	40	6.67	0.019
708026CTS	Pending 3/4"	1"	30	6.67	0.019
708031CTS	1"	3/4"	30	9.33	0.019
708032CTS	1"	1"	30	8.18	0.019
708040CTS	1 1/4"	1 1/4"	15	6.84	0.019
708050CTS	1 1/2"	1 1/2"	18	14.19	0.037
708063CTS	2"	2"	20	29.50	0.074


PP COMPRESSION FITTINGS FOR PE CTS TUBING

ACCESORIOS DE PP A COMPRESIÓN PARA TUBERÍAS DE PE CTS





**90° TEE
TE IGUAL**




CODE	PIPE CTS		WEIGHT x BOX LBS	VOLUME x BOX m ³
709020CTS	1/2"	30	7.61	0.019
709025CTS	3/4"	20	6.49	0.019
709032CTS	1"	12	6.34	0.019
709040CTS	1 1/4"	6	5.41	0.019
709050CTS	1 1/2"	8	11.57	0.037
709063CTS	2"	10	28.27	0.074


**90° TEE WITH THREADED FEMALE OFFTAKE
TE 90° DERIVACIÓN HEMBRA**




CODE	PIPE CTS	THREAD NPT		WEIGHT x BOX LBS	VOLUME x BOX m ³
710020CTS	1/2"	1/2"	40	8.18	0.019
710021CTS	Pending 1/2"	3/4"	40	8.18	0.019
710024CTS	3/4"	1/2"	25	7.17	0.019
710025CTS	3/4"	3/4"	25	6.86	0.019
710026CTS	Pending 3/4"	1"	25	6.86	0.019
710031CTS	1"	3/4"	15	6.97	0.019
710032CTS	1"	1"	15	6.53	0.019
710040CTS	1 1/4"	1 1/4"	9	6.56	0.019
710050CTS	1 1/2"	1 1/2"	10	12.67	0.037
710063CTS	2"	2"	11	25.50	0.074


**90° TEE WITH THREADED MALE OFFTAKE
TE 90° DERIVACIÓN MACHO**




CODE	PIPE CTS	THREAD NPT		WEIGHT x BOX LBS	VOLUME x BOX m ³
711020CTS	1/2"	1/2"	40	7.99	0.019
711024CTS	Pending 3/4"	1/2"	30	7.57	0.019
711025CTS	3/4"	3/4"	30	7.57	0.019
711032CTS	1"	1"	15	6.45	0.019
711040CTS	1 1/4"	1 1/4"	9	6.56	0.019
711050CTS	1 1/2"	1 1/2"	10	11.99	0.037
711063CTS	2"	2"	12	26.71	0.074


**WALL SUPPORT
CODO GRIFO**



CODE	PIPE CTS	THREAD NPT		WEIGHT x BOX LBS	VOLUME x BOX m ³
712020CTS	1/2"	1/2"	50	7.26	0.019
712025CTS	3/4"	3/4"	40	7.59	0.019

**90° REDUCING TEE
TE 90° REDUCIDA**







CODE	PIPE CTS		WEIGHT x BOX LBS	VOLUME x BOX m ³
713025CTS	3/4"-1/2"	20	6.42	0.019
713032CTS	1"-3/4"	12	6.05	0.019
713040CTS	Pending 1 1/4"-1"	8	6.86	0.019
713049CTS	1 1/2"-1"	8	11.51	0.037
713050CTS	1 1/2"-1 1/4"	8	11.51	0.037
713063CTS	2"-1 1/2"	8	20.50	0.074



SPARE PARTS



RECAMBIOS



EPDM O-RING JUNTA EPDM	CODE	CTS		WEIGHT x BOX LBS	VOLUME x BOX m ³
	000514CTS	1/2"	-	-	-
	000529CTS	3/4"	-	-	-
	000534CTS	1"	-	-	-
	000540CTS	1 1/4"	-	-	-
	000550CTS	1 1/2"	-	-	-
	000563CTS	2"	-	-	-

GRIP RING CASQUILLO DE AGARRE	CODE	CTS		WEIGHT x BOX LBS	VOLUME x BOX m ³
	000116CTS	1/2"	-	-	-
	000125CTS	3/4"	-	-	-
	000132CTS	1"	-	-	-
	000140CTS	1 1/4"	-	-	-
	000150CTS	1 1/2"	-	-	-
	000163CTS	2"	-	-	-

COMPRESSION RING ANILLO DE COMPRESIÓN	CODE	CTS		WEIGHT x BOX LBS	VOLUME x BOX m ³
	000416CTS	1/2"	-	-	-
	000425CTS	3/4"	-	-	-
	000432CTS	1"	-	-	-
	000440CTS	1 1/4"	-	-	-
	000450CTS	1 1/2"	-	-	-
	000463CTS	2"	-	-	-

COMPRESSION NUT TUERCA DE COMPRESIÓN	CODE	CTS		WEIGHT x BOX LBS	VOLUME x BOX m ³
	000220CTS	1/2"	-	-	-
	000225CTS	3/4"	-	-	-
	000232CTS	1"	-	-	-
	000240CTS	1 1/4"	-	-	-
	000250CTS	1 1/2"	-	-	-
	000263CTS	2"	-	-	-

They are spare parts. Only available under request. Delivered in bags of 10 units

PP COMPRESSION FITTINGS FOR UNIVERSAL TRANSITIONS

ACCESORIOS DE PP A COMPRESIÓN PARA TRANSICIONES UNIVERSALES



PP COMPRESSION FITTINGS FOR TRANSITIONS.

Transition from polyethylene pipes in IPS/ CTS sizes

PE

Ø 1/2"

Ø 3/4"

Ø 1"

Ø 1 1/4"

Ø 1 1/2"

Ø 2"

ACCESORIOS DE PP A COMPRESIÓN PARA TRANSICIONES.

Transición de tuberías de polietileno en medidas IPS/CTS

uPVC
mPVC

Imperial PE

LDPE
MDPE
HDPE

Galvanized Steel

LEAD

CU

15 mm. 1/2"
to
50mm. 1 1/2"

a / to

any metallic or plastic pipe between (15mm(1/2")- 50mm(1 1/2"))
cualquier tubería metálica o de plástico entre (15mm(1/2")- 50mm(1 1/2"))

CHARACTERISTICS • CARACTERÍSTICAS

APPLICATION FIELDS • APLICACIONES

Drinkable water and sewer-systems, any kind of irrigation systems ; fertilizing irrigation included; canalizations for wine, beer, beverages and other alimentary fluids; industrial equipment for acid base, salts; swimming pools with fresh or sea water, ship installations mining. oil & gas piping and fiber duct pipe.

Acometidas de agua potable, tomas de abonado, instalaciones de riego, jardinería, agricultura, depuración de aguas, minería, piscinas. industria, telecomunicaciones. Instalaciones para petróleo, gas y fibra óptica.

MATERIALS • MATERIALES

Body and nut: Polypropylene.
O-Ring: EPDM.
Clenching ring: Polyacetal Resin.
Metal reinforcements: Stainless steel.

Cuerpo y tuercas: Polipropileno.
Bicón de agarre: Resina acetálica.
Juntas tóricas: EPDM.
Refuerzos metálicos: Acero inoxidable.

WORKING CONDITIONS • CONDICIONES DE TRABAJO

Maximum temperature: 176°F
Rated Pressure: 232 psi at 68°F up to Ø2"
145 psi at 68°F from Ø2 1/2" to Ø4"

Temperatura máxima: 80 °C
Presión nominal: 232 psi a 68°F hasta Ø2"
145 psi a 68°F a partir de Ø2 1/2" hasta Ø4"

PP COMPRESSION FITTINGS FOR UNIVERSAL TRANSITIONS

ACCESORIOS DE PP A COMPRESIÓN PARA TRANSICIONES UNIVERSALES



**UNIVERSAL TRANSITION COUPLING
MANGUITO TRANSICIÓN UNIVERSAL**



CODE	UNIVERSAL	PIPE IPS		WEIGHT x BOX LBS	VOLUME x BOX m ³
716020IPS	3/8" - 1/2"	1/2"	45	10.23	C 0.019
716025IPS	3/8" - 1/2"	3/4"	45	10.03	C 0.019
716032IPS	3/8" - 1/2"	1"	40	9.88	C 0.019
716040IPS	3/8" - 1/2"	1 1/4"	30	9.20	C 0.019
717020IPS	1/2" - 3/4"	1/2"	30	8.69	C 0.019
717025IPS	1/2" - 3/4"	3/4"	30	9.37	C 0.019
717032IPS	1/2" - 3/4"	1"	25	9.28	C 0.019
717040IPS	1/2" - 3/4"	1 1/4"	18	8.76	C 0.019
717050IPS	1/2" - 3/4"	1 1/2"	18	-	C 0.019
718025IPS	3/4" - 1"	3/4"	18	8.71	C 0.019
718032IPS	3/4" - 1"	1"	18	9.59	C 0.019
718040IPS	3/4" - 1"	1 1/4"	15	9.72	C 0.019
718050IPS	3/4" - 1"	1 1/2"	10	8.16	C 0.019
718063IPS	3/4" - 1"	2"	10	12.01	B 0.019
719032IPS	1" - 1 1/2"	1"	18	11.46	B 0.037
719040IPS	1" - 1 1/2"	1 1/4"	16	11.55	B 0.037
719050IPS	1" - 1 1/2"	1 1/2"	12	10.71	B 0.037
719063IPS	1" - 1 1/2"	2"	18	23.58	A 0.074

**UNIVERSAL TRANSITION 90° ELBOW
CODO 90° TRANSICIÓN UNIVERSAL**



CODE	UNIVERSAL	PIPE IPS		WEIGHT x BOX LBS	VOLUME x BOX m ³
723020IPS	3/8" - 1/2"	1/2"	35	6.49	C 0.019
723021IPS	3/8" - 1/2"	3/4"	35	7.81	C 0.019
723025IPS	1/2" - 3/4"	3/4"	20	6.42	C 0.019
723026IPS	1/2" - 3/4"	1"	20	7.17	C 0.019
723033IPS	3/4" - 1"	1 1/4"	12	7.48	C 0.019
723041IPS	1" - 1 1/2"	1 1/2"	6	7.48	C 0.019

**UNIVERSAL TRANSITION MALE TEE
TE MACHO DE TRANSICIÓN UNIVERSAL**



CODE	UNIVERSAL	PIPE IPS	THREAD NPT		WEIGHT x BOX LBS	VOLUME x BOX m ³
724220IPS	3/8" - 1/2"	3/4"	1/2"	40	8.18	C 0.019
724221IPS	3/8" - 1/2"	3/4"	3/4"	40	8.18	C 0.019
724226IPS	1/2" - 3/4"	1"	1"	15	6.91	C 0.019
724233IPS	3/4" - 1"	1 1/4"	1 1/4"	15	6.91	C 0.019

PP COMPRESSION FITTINGS FOR UNIVERSAL TRANSITIONS

ACCESORIOS DE PP A COMPRESIÓN PARA TRANSICIONES UNIVERSALES



**UNIVERSAL TRANSITION FEMALE TEE
TE HEMBRA DE TRANSICIÓN UNIVERSAL**



CODE	UNIVERSAL	PIPE IPS	THREAD NPT		WEIGHT x BOX LBS	VOLUME x BOX m ³
724120IPS	3/8" - 1/2"	3/4"	1/2"	40	8.18	C 0.019
724121IPS	3/8" - 1/2"	3/4"	3/4"	25	6.86	C 0.019
724125IPS	1/2" - 3/4"	1"	3/4"	25	6.86	C 0.019
724126IPS	1/2" - 3/4"	1"	1"	15	6.53	C 0.019
724132IPS	3/4" - 1"	1 1/4"	1"	15	6.53	C 0.019
724133IPS	3/4" - 1"	1 1/4"	1 1/4"	15	6.53	C 0.019

**UNIVERSAL TRANSITION 90° TEE
TE 90° TRANSICIÓN UNIVERSAL**



CODE	UNIVERSAL	UNIVERSAL	PIPE IPS	PIPE IPS		WEIGHT x BOX LBS	VOLUME x BOX m ³
724001IPS	3/8" - 1/2"		3/4"	3/4"	30	7.61	C 0.019
724002IPS	3/8" - 1/2"	3/8" - 1/2"	3/4"		30	7.61	C 0.019
724003IPS	3/8" - 1/2"		1/2"	3/4"	30	7.61	C 0.019
724004IPS	3/8" - 1/2"	3/8" - 1/2"	1/2"		30	7.61	C 0.019
724005IPS	1/2" - 3/4"		1"	1"	12	6.34	C 0.019
724006IPS	1/2" - 3/4"	1/2" - 3/4"	1"		12	6.34	C 0.019
724007IPS	1/2" - 3/4"		3/4"	1"	12	6.34	C 0.019
724008IPS	1/2" - 3/4"	1/2" - 3/4"	3/4"		12	6.34	C 0.019
724009IPS	1/2" - 3/4"	3/8" - 1/2"	1"		12	6.34	C 0.019
724010IPS	3/8" - 1/2"		1"	1"	6	5.41	C 0.019
724011IPS	3/4" - 1"		1 1/4"	1 1/4"	6	5.41	C 0.019
724012IPS	3/4" - 1"		1 1/4"	1 1/4"	6	5.41	C 0.019
724013IPS	3/4" - 1"		1"	1 1/4"	6	5.41	C 0.019
724014IPS	3/4" - 1"	3/4" - 1"	1"		6	5.41	C 0.019
724015IPS	3/4" - 1"	1/2" - 3/4"	1 1/4"		6	5.41	C 0.019
724016IPS	1/2" - 3/4"		1 1/4"	1 1/4"	6	5.41	C 0.019


PP COMPRESSION FITTINGS FOR UNIVERSAL TRANSITIONS

ACCESORIOS DE PP A COMPRESIÓN PARA TRANSICIONES UNIVERSALES




UNIVERSAL TRANSITION FEMALE ADAPTER
ENLACE ROSCA HEMBRA
TRANSICIÓN UNIVERSAL



CODE	UNIVERSAL	THREAD NPT		WEIGHT x BOX LBS	VOLUME x BOX m ³
720020	3/8"-1/2"	1/2"	60	8.80	C 0.019
720021	3/8"-1/2"	3/4"	60	10.51	C 0.019
720022	3/8"-1/2"	1"	60	11.48	C 0.019
720025	1/2"-3/4"	3/4"	35	9.65	C 0.019
720026	1/2"-3/4"	1"	35	10.09	C 0.019
720027	1/2"-3/4"	1 1/4"	35	10.62	C 0.019
720032	3/4"-1"	1"	25	12.16	C 0.019
720033	3/4"-1"	1 1/4"	22	10.84	C 0.019
720041	1 1/2"-1"	1 1/2"	25	12.54	B 0.037


UNIVERSAL TRANSITION MALE ADAPTER
ENLACE ROSCA MACHO
TRANSICIÓN UNIVERSAL



CODE	UNIVERSAL	THREAD NPT		WEIGHT x BOX LBS	VOLUME x BOX m ³
721020	3/8"-1/2"	1/2"	60	9.90	C 0.019
721021	3/8"-1/2"	3/4"	60	9.52	C 0.019
721022	3/8"-1/2"	1"	60	10.16	C 0.019
721025	1/2"-3/4"	3/4"	35	7.83	C 0.019
721026	1/2"-3/4"	1"	45	10.80	C 0.019
721027	1/2"-3/4"	1 1/4"	45	11.00	C 0.019
721032	3/4"-1"	1"	25	10.40	C 0.019
721033	3/4"-1"	1 1/4"	23	9.65	C 0.019
721034	3/4"-1"	1 1/2"	22	9.35	C 0.019
721040	1"-1 1/2"	1 1/4"	25	12.10	B 0.037
721041	1"-1 1/2"	1 1/2"	25	12.49	B 0.037
721042	1"-1 1/2"	2"	25	12.49	B 0.037

90° ELBOW FEMALE THREADED
UNIVERSAL TRANSITION
CODO 90° HEMBRA
TRANSICIÓN UNIVERSAL




CODE	UNIVERSAL	THREAD NPT		WEIGHT x BOX LBS	VOLUME x BOX m ³
723220	3/8"-1/2"	1/2"	40	7.43	C 0.019
723221	3/8"-1/2"	3/4"	40	8.40	C 0.019
723225	1/2"-3/4"	3/4"	30	10.80	C 0.019
723226	1/2"-3/4"	1"	30	10.89	C 0.019
723232	3/4"-1"	1"	15	7.67	C 0.019
723233	3/4"-1"	1 1/4"	15	6.84	C 0.019
723241	1"-1 1/2"	1 1/2"	18	31.21	C 0.019


PP COMPRESSION FITTINGS FOR UNIVERSAL TRANSITIONS

ACCESORIOS DE PP A COMPRESIÓN PARA TRANSICIONES UNIVERSALES





**90° ELBOW MALE THREADED
UNIVERSAL TRANSITION
CODO 90° MACHO
TRANSICIÓN UNIVERSAL**




CODE	UNIVERSAL	THREAD NPT		WEIGHT x BOX LBS	VOLUME x BOX m ³
723120	3/8"-1/2"	1/2"	40	7.74	C 0.019
723121	3/8"-1/2"	3/4"	40	7.96	C 0.019
723125	1/2"-3/4"	3/4"	30	8.58	C 0.019
723126	1/2"-3/4"	1"	30	8.38	C 0.019
723132	3/4"-1"	1"	15	6.53	C 0.019
723133	3/4"-1"	1 1/4"	15	6.62	C 0.019


**UNIVERSAL END CAP
TAPÓN UNIVERSAL**




CODE	UNIVERSAL	THREAD NPT		WEIGHT x BOX LBS	VOLUME x BOX m ³
722020	3/8"-1/2"	1/2"	75	8.14	C 0.019
722025	1/2"-3/4"	3/4"	50	8.71	C 0.019
722032	3/4"-1"	1"	24	7.12	C 0.019
722040	1"-1 1/2"	1 1/2"	24	11.55	B 0.037


**UNIVERSAL WALL SUPPORT
CODO GRIFO UNIVERSAL**



CODE	UNIVERSAL	THREAD NPT		WEIGHT x BOX LBS	VOLUME x BOX m ³
722121	3/8"-1/2"	3/4"	50	7.26	C 0.019

**TRANSITION CU.FE.PVC
(TRANSITION RUBBER)
TRANSICIÓN CU.FE.PVC
(GOMA TRANSICION)**



CODE	UNIVERSAL		WEIGHT x BOX LBS	VOLUME x BOX m ³
000715	3/8"	100	10.00	C 0.007
000721	1/2"	75	8.25	C 0.007


PP COMPRESSION FITTINGS FOR UNIVERSAL TRANSITIONS

ACCESORIOS DE PP A COMPRESIÓN PARA TRANSICIONES UNIVERSALES




**UNIVERSAL TRANSITION COUPLING
MANGUITO TRANSICIÓN UNIVERSAL**



CODE	UNIVERSAL	PIPE CTS		WEIGHT x BOX LBS	VOLUME x BOX m ³
716020CTS	3/8" - 1/2"	1/2"	45	10.23	C 0,019
716025CTS	3/8" - 1/2"	3/4"	45	10.03	C 0,019
716032CTS	3/8" - 1/2"	1"	40	9.88	C 0,019
717020CTS	1/2" - 3/4"	1/2"	30	8.69	C 0,019
717025CTS	1/2" - 3/4"	3/4"	30	9.37	C 0,019
717032CTS	1/2" - 3/4"	1"	25	9.28	C 0,019
718025CTS	3/4" - 1"	3/4"	18	8.71	C 0,019
718032CTS	3/4" - 1"	1"	18	9.59	C 0,019
719032CTS	1" - 1 1/2"	1"	18	5.21	B 0,036


**UNIVERSAL TRANSITION 90° ELBOW
CODO 90° TRANSICIÓN UNIVERSAL**



CODE	UNIVERSAL	PIPE CTS		WEIGHT x BOX LBS	VOLUME x BOX m ³
723020CTS	3/8" - 1/2"	1/2"	35	6.49	C 0.019
723021CTS	3/8" - 1/2"	3/4"	35	7.81	C 0.019
723025CTS	1/2" - 3/4"	3/4"	20	6.42	C 0.019
723026CTS	1/2" - 3/4"	1"	20	7.17	C 0.019

**UNIVERSAL TRANSITION MALE TEE
TE MACHO DE TRANSICIÓN UNIVERSAL**



CODE	UNIVERSAL	PIPE CTS	THREAD NPT		WEIGHT x BOX LBS	VOLUME x BOX m ³
724220CTS	3/8" - 1/2"	3/4"	1/2"	40	8.18	C 0.019
724221CTS	3/8" - 1/2"	3/4"	3/4"	40	8.18	C 0.019
724226CTS	1/2" - 3/4"	1"	1"	15	6.91	C 0.019
724233CTS	3/4" - 1"	1 1/4"	1 1/4"	15	6.91	C 0.019


PP COMPRESSION FITTINGS FOR UNIVERSAL TRANSITIONS

ACCESORIOS DE PP A COMPRESIÓN PARA TRANSICIONES UNIVERSALES




**UNIVERSAL TRANSITION FEMALE TEE
TE HEMBRA DE TRANSICIÓN UNIVERSAL**



CODE	UNIVERSAL	PIPE CTS	THREAD NPT		WEIGHT x BOX LBS	VOLUME x BOX m ³
724120CTS	3/8" - 1/2"	3/4"	1/2"	40	8.18	C 0.019
724121CTS	3/8" - 1/2"	3/4"	3/4"	25	6.86	C 0.019
724125CTS	1/2" - 3/4"	1"	3/4"	25	6.86	C 0.019
724126CTS	1/2" - 3/4"	1"	1"	15	6.53	C 0.019

**UNIVERSAL TRANSITION 90° TEE
TE 90° TRANSICIÓN UNIVERSAL**



CODE	UNIVERSAL	UNIVERSAL	PIPE CTS	PIPE CTS		WEIGHT x BOX LBS	VOLUME x BOX m ³
724001CTS	3/8" - 1/2"		3/4"-3/4"	3/4"	30	6.34	C 0.019
724002CTS	3/8" - 1/2"	3/8" - 1/2"	3/4"	3/4"	30	6.34	C 0.019
724003CTS	3/8" - 1/2"		1/2"-3/4"	3/4"	30	6.34	C 0.019
724004CTS	3/8" - 1/2"	3/8" - 1/2"	1/2"	1/2"	30	6.34	C 0.019
724005CTS	1/2" - 3/4"		1"-1"	1"	12	6.34	C 0.019
724006CTS	1/2" - 3/4"	1/2" - 3/4"	1"	1"	12	6.34	C 0.019
724007CTS	1/2" - 3/4"		3/4"-1"	1"	12	6.34	C 0.019
724008CTS	1/2" - 3/4"	1/2" - 3/4"	3/4"	3/4"	12	6.34	C 0.019
724009CTS	1/2" - 3/4"	1/2" - 3/4"	1"	1"	12	6.34	C 0.019
724010CTS	3/8" - 1/2"		1"-1"	1"	6	5.41	C 0.019
724014CTS	1" - 1 1/2"	1" - 1 1/2"	1"	1"	6	5.41	C 0.019

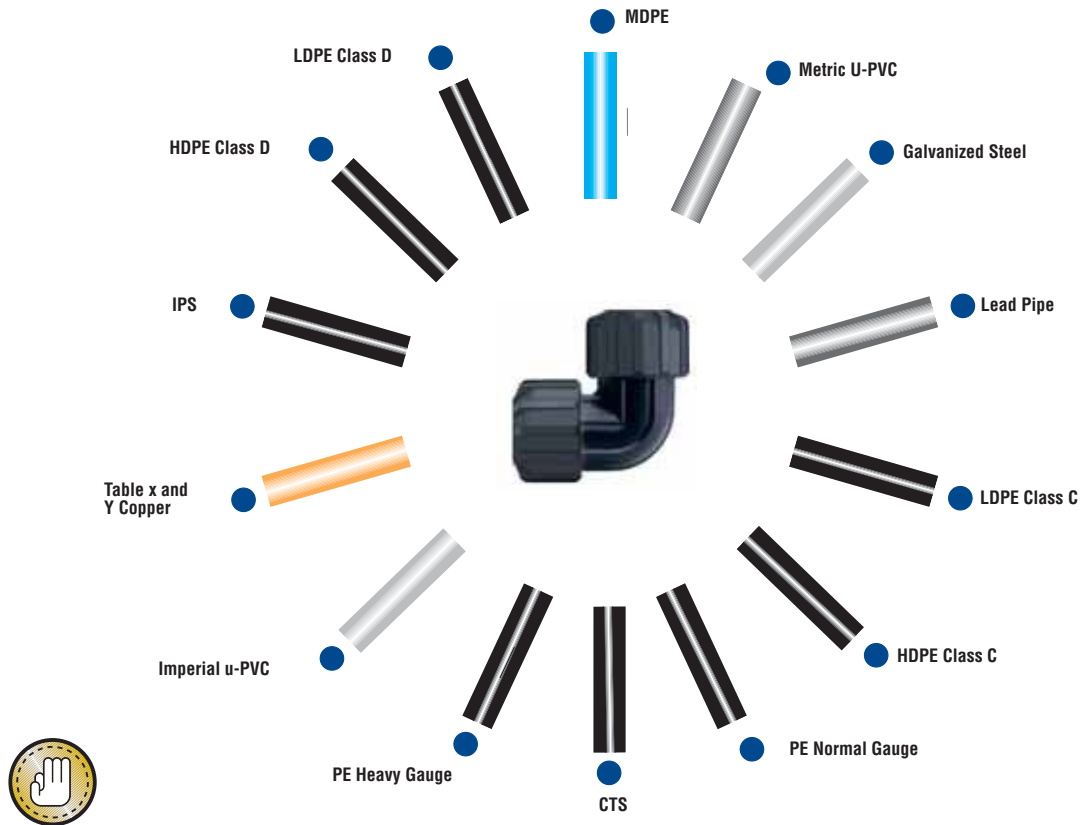
PP COMPRESSION FITTINGS FOR UNIVERSAL REPAIRS

ACCESORIOS DE PP A COMPRESIÓN PARA REPARACIONES UNIVERSALES



PP compression fittings for repairing or joining any kind of pipes between 15mm or 1/2" and 50mm or 2"

Accesorios de PP a compresión para reparaciones mediante unión de cualquier tubería entre 15mm o 1/2" y 50mm o 1 1/2" sea del material que sea.



Perfect for solving problems with imagination.

Ideal para solucionar problemas con ingenio.

Leak repair with R-Plast fittings



End pipe adjustment with a R-Plast valve





PP COMPRESSION FITTINGS FOR UNIVERSAL REPAIRS

ACCESORIOS DE PP A COMPRESIÓN PARA REPARACIONES UNIVERSALES





UNIVERSAL REPAIRING COUPLING
MANGUITO REPARACIÓN UNIVERSAL




CODE	UNIVERSAL	UNIVERSAL		WEIGHT x BOX LBS	VOLUME x BOX m ³
730101	3/8" - 1/2"	3/8" - 1/2"	34	10.25	C 0.019
730102	3/8" - 1/2"	1/2" - 3/4"	25	7.26	C 0.019
730103	3/8" - 1/2"	3/4" - 1"	16	8.69	C 0.019
730104	1/2" - 3/4"	1/2" - 3/4"	24	10.09	C 0.019
730105	1/2" - 3/4"	3/4" - 1"	15	9.15	C 0.019
730106	1/2" - 3/4"	1" - 1 1/2"	10	6.38	C 0.019
730107	3/4" - 1"	3/4" - 1"	12	9.13	C 0.019
730108	3/4" - 1"	1 - 1 1/2"	9	7.54	C 0.019
730109	1 - 1 1/2"	1" - 1 1/2"	8	7.54	C 0.019


90° UNIVERSAL REPAIRING ELBOW
CODO 90° REPARACIÓN UNIVERSAL




CODE	UNIVERSAL	UNIVERSAL		WEIGHT x BOX LBS	VOLUME x BOX m ³
730201	3/8" - 1/2"	3/8" - 1/2"	30	9.28	C 0.019
730202	3/8" - 1/2"	1/2" - 3/4"	20	8.84	C 0.019
730203	1/2" - 3/4"	1/2" - 3/4"	20	9.15	C 0.019
730204	3/4" - 1"	3/4" - 1"	10	8.31	C 0.019


90° UNIVERSAL REPAIRING TEE
TE 90° REPARACIÓN UNIVERSAL



CODE	UNIVERSAL	UNIVERSAL	UNIVERSAL		WEIGHT x BOX LBS	VOLUME x BOX m ³
730301	3/8" - 1/2"	3/8" - 1/2"	3/8" - 1/2"	20	9.37	C 0.019
730302	1/2" - 3/4"	3/8" - 1/2"	1/2" - 3/4"	12	8.07	C 0.019
730303	1/2" - 3/4"	1/2" - 3/4"	1/2" - 3/4"	12	8.42	C 0.019
730304	3/4" - 1"	1/2" - 3/4"	3/4" - 1"	6	6.82	C 0.019
730305	3/4" - 1"	3/4" - 1"	3/4" - 1"	6	7.26	C 0.019

UNIVERSAL REPAIRING FEMALE TEE
TE HEMBRA REPARACIÓN UNIVERSAL



CODE	UNIVERSAL	THREAD NPT		WEIGHT x BOX LBS	VOLUME x BOX m ³
730401	3/8" - 1/2"	1/2"	25	9.68	C 0.019
730402	3/8" - 1/2"	3/4"	25	9.30	C 0.019
730403	1/2" - 3/4"	3/4"	15	8.84	C 0.019
730404	1/2" - 3/4"	1"	15	8.42	C 0.019
730405	3/4" - 1"	1"	9	8.49	C 0.019
730406	3/4" - 1"	1 1/4"	9	8.44	C 0.019


PP COMPRESSION FITTINGS FOR UNIVERSAL REPAIRS

ACCESORIOS DE PP A COMPRESIÓN PARA REPARACIONES UNIVERSALES



**UNIVERSAL REPAIRING MALE TEE
TE MACHO REPARACIÓN UNIVERSAL**





CODE	UNIVERSAL	UNIVERSAL	THREAD NPT		WEIGHT x BOX LBS	VOLUME x BOX m ³
730501	3/8"	1/2"	1/2"	25	8.80	C 0.019
730502	3/8"	1/2"	3/4"	25	8.75	C 0.019
730503	1/2"	3/4"	1"	15	8.25	C 0.019
730504	3/4"	1"	1 1/4"	9	8.36	C 0.019

SPARE PARTS

RECAMBIOS

**UNIVERSAL FITTING KIT
KIT ACCESORIO UNIVERSAL**




CODE	UNIVERSAL	UNIVERSAL	UNIVERSAL		WEIGHT x BOX LBS	VOLUME x BOX m ³
715015	3/8"	1/2"	1/2"	1	0.11	C 0.019
715021	1/2"	3/4"		1	0.17	C 0.019
715027	3/4"	1"		1	0.28	C 0.019
715035	1"	1 1/2"		10	2.60	C 0.019


TOOLS AND ACCESSOIRES

LLAVES Y ACCESORIOS





SMALL WRENCH
LLAVE PEQUEÑA

CODE	DIAMETER		WEIGHT x BOX LBS	VOLUME x BOX m ³
776001	1/2" - 1"	50	11.79	C 0.019





LARGE WRENCH
LLAVE GRANDE

CODE	DIAMETER		WEIGHT x BOX LBS	VOLUME x BOX m ³
776002	1 1/4" - 2"	50	20.53	B 0.037





DOUBLE WRENCH
LLAVE DOBLE

CODE	DIAMETER		WEIGHT x BOX LBS	VOLUME x BOX m ³
776003	1/2" - 2"	50	20.04	B 0.037



METALLIC WRENCH
LLAVE METÁLICA

CODE	DIAMETER		WEIGHT x BOX LBS	VOLUME x BOX m ³
776004	1 1/4" - 4"	10	20.04	B 0.037



PP COMPRESSION VALVES

VÁLVULAS DE PP A COMPRESIÓN



VALVES COMPONENTS







DESPIECE VÁLVULA



PPB VALVE COMPONENTS

DESPIECE VÁLVULA PPB



-  **PVC SOLVENT CEMENT**
ENCOLAR HEMBRA PVC
-  **NPT FEMALE THREAD**
ROSCA HEMBRA
-  **NPT FEMALE THREAD**
ROSCA HEMBRA NPT
-  **NPT MALE THREAD**
ROSCA MACHO NPT
-  **PE CONNECTION**
CONEXIÓN PE
-  **UNIVERSAL TRANSITION**
TRANSICIÓN UNIVERSAL

COMPRESSION VALVES (PP body .TPE seats. EPDM O'ring)

VÁLVULAS A COMPRESIÓN (cuerpo PP. asiento TPE. junta EPDM)



IPS

**PE-PE COMPRESSION
COMPRESIÓN PE-PE**



CODE	PIPE IPS		WEIGHT x BOX LBS	VOLUME x BOX m ³
141020CI	1/2"	75	0.66	0.036
141025CI	3/4"	32	0.73	0.036
141032CI	1"	28	0.79	0.036
141040CI	1 1/4"	12	1.58	0.036
141050CI	1 1/2"	12	1.71	0.036
141063CI	2"	5	2.64	0.036

**PE COMPRESSION x FEMALE NPT THREAD
COMPRESIÓN PE x ROSCA HEMBRA NPT**



CODE	PIPE IPS	THREAD NPT		WEIGHT x BOX LBS	VOLUME x BOX m ³
140020CXI	1/2"	1/2"	75	0.60	0.036
140025CXI	3/4"	3/4"	35	0.68	0.036
140032CXI	1"	1"	30	0.72	0.036
140040CXI	1 1/4"	1 1/4"	15	1.45	0.036
140050CXI	1 1/2"	1 1/2"	15	1.57	0.036
140063CXI	2"	2"	5	2.42	0.036

**PE COMPRESSION x MALE NPT THREAD
COMPRESIÓN PE x ROSCA MACHO NPT**



CODE	PIPE IPS	THREAD NPT		WEIGHT x BOX LBS	VOLUME x BOX m ³
142020CI	1/2"	1/2"	75	0.60	0.036
142025CI	3/4"	3/4"	35	0.68	0.036
142032CI	1"	1"	30	0.72	0.036
142040CI	1 1/4"	1 1/4"	15	1.45	0.036
142050CI	1 1/2"	1 1/2"	15	1.57	0.036
142063CI	2"	2"	15	2.42	0.036

**PE COMPRESSION x FEMALE NPT THREAD
COMPRESIÓN PE x ROSCA HEMBRA NPT**



CODE	PIPE IPS	THREAD NPT		WEIGHT x BOX LBS	VOLUME x BOX m ³
146020CFI	1/2"	1/2"	120	0.60	0.036
146025CFI	3/4"	3/4"	45	0.68	0.036
146032CFI	1"	1"	40	0.72	0.036
146040CFI	1 1/4"	1 1/4"	18	1.45	0.036
146050CFI	1 1/2"	1 1/2"	16	1.57	0.036
146063CFI	2"	2"	9	2.42	0.036

**PE COMPRESSION x MALE NPT THREAD
COMPRESIÓN PE x ROSCA MACHO NPT**



CODE	PIPE IPS	THREAD NPT		WEIGHT x BOX LBS	VOLUME x BOX m ³
147020CMI	1/2"	1/2"	120	0.60	0.036
147025CMI	3/4"	3/4"	45	0.68	0.036
147032CMI	1"	1"	40	0.72	0.036
147040CMI	1 1/4"	1 1/4"	18	1.45	0.036
147050CMI	1 1/2"	1 1/2"	16	1.57	0.036
147063CMI	2"	2"	9	2.42	0.036

COMPRESSION VALVES (PP body .TPE seats. EPDM O'ring)

VÁLVULAS A COMPRESIÓN (cuerpo PP. asiento TPE. junta EPDM)



CTS

**PE-PE COMPRESSION
COMPRESIÓN PE-PE**



CODE	PIPE CTS		WEIGHT x BOX LBS	VOLUME x BOX m ³
141020CC	1/2"	75	-	0.036
141025CC	3/4"	28	9.24	0.034
141032CC	1"	32	10.88	0.041
141040CC	1 1/4"	12	7.20	0.036
141050CC	1 1/2"	12	1.32	0.036
141063CC	2"	5	4.75	0.036

**PE COMPRESSION x FEMALE NPT THREAD
COMPRESIÓN PE x ROSCA HEMBRA NPT**



CODE	PIPE CTS	THREAD NPT	WEIGHT x BOX LBS	VOLUME x BOX m ³
140020CXC	1/2"	1/2"	28.50	0.036
140025CXC	3/4"	3/4"	8.40	0.036
140032CXC	1"	1"	12.80	0.028
140040CXC	1 1/4"	1 1/4"	9.60	0.038
140050CXC	1 1/2"	1 1/2"	17.60	0.038
140063CXC	2"	2"	14.52	0.037

**PE COMPRESSION x MALE NPT THREAD
COMPRESIÓN PE x ROSCA MACHO NPT**



CODE	PIPE CTS	THREAD NPT	WEIGHT x BOX LBS	VOLUME x BOX m ³
142020CC	1/2"	1/2"	8.16	0.019
142025CC	3/4"	3/4"	6.72	0.019
142032CC	1"	1"	6.88	0.020
142040CC	1 1/4"	1 1/4"	7.68	0.020
142050CC	1 1/2"	1 1/2"	12.00	0.039
142063CC	2"	2"	18.72	0.052

**PE COMPRESSION x FEMALE NPT THREAD
COMPRESIÓN PE x ROSCA HEMBRA NPT**



CODE	PIPE CTS	THREAD NPT	WEIGHT x BOX LBS	VOLUME x BOX m ³
146020CFC	1/2"	1/2"	6.24	0.019
146025CFC	3/4"	3/4"	6.77	0.192
146032CFC	1"	1"	6.72	0.192
146040CFC	1 1/4"	1 1/4"	5.76	0.020
146050CFC	1 1/2"	1 1/2"	6.24	0.020
146063CFC	2"	2"	11.88	0.036

**PE COMPRESSION x MALE NPT THREAD
COMPRESIÓN PE x ROSCA MACHO NPT**



CODE	PIPE CTS	THREAD NPT	WEIGHT x BOX LBS	VOLUME x BOX m ³
147020CMC	3/4"	3/4"	6.24	0.019
147025CMC	1/2"	1/2"	12.00	0.360
147032CMC	1"	1"	6.96	0.019
147040CMC	1 1/4"	1 1/4"	6.00	0.020
147050CMC	1 1/2"	1 1/2"	6.72	0.020
147063CMC	2"	2"	12.84	0.039

COMPRESSION VALVES (PP body .TPE seats. EPDM O'ring)

VÁLVULAS A COMPRESIÓN (cuerpo PP. asiento TPE. junta EPDM)



PP BODY TPE SEATS EPDM O'RING

CUERPO PP ASIEN TO TPE JUNTA EPDM

**PE-UNIVERSAL COMPRESSION
COMPRESIÓN PE x UNIVERSAL**

CTS



PATENTED

CODE	UNIVERSAL		PIPE CTS
141024CUC	3/8" - 1/2"	25	3/4"
141025CUC	1/2" - 3/4"	25	3/4"
141031CUC	1/2" - 3/4"	25	1"
141032CUC	3/4" - 1"	25	1"
141040CUC	3/4" - 1"	10	1 1/4"
141049CUC	1" - 1 1/2"	10	1 1/4"
141050CUC	1" - 1 1/2"	5	1 1/2"

**PE-UNIVERSAL COMPRESSION
COMPRESIÓN PE x UNIVERSAL**

IPS



PATENTED

CODE	UNIVERSAL		PIPE IPS
141024CUI	3/8" - 1/2"	25	3/4"
141025CUI	1/2" - 3/4"	25	3/4"
141031CUI	1/2" - 3/4"	25	1"
141032CUI	3/4" - 1"	25	1"
141040CUI	3/4" - 1"	10	1 1/4"
141049CUI	1" - 1 1/2"	8	1 1/4"
141050CUI	1" - 1 1/2"	5	1 1/2"

**UNIVERSAL x UNIVERSAL COMPRESSION
COMPRESIÓN UNIVERSAL x UNIVERSAL**



PATENTED

CODE	UNIVERSAL	UNIVERSAL		WEIGHT x BOX LBS	VOLUME x BOX m ³
140025U	3/8" - 1/2"	3/8" - 1/2"	70	8.40	0.036
140031U	1/2" - 3/4"	3/8" - 1/2"	30	-	-
140032U	1/2" - 3/4"	1/2" - 3/4"	25	12.80	0.028
140040U	3/4" - 1"	3/4" - 1"	10	9.60	0.038
140049U	1" - 1 1/2"	3/4" - 1"	10	-	-
140050U	1" - 1 1/2"	1" - 1 1/2"	5	17.60	0.036

**UNIVERSAL COMPRESSION x
FEMALE NPT THREAD
COMPRESIÓN UNIVERSAL x
ROSCA HEMBRA NPT**



PATENTED

CODE	UNIVERSAL	THREAD NPT	
141025UM	3/8" - 1/2"	3/4"	25
141030UM	3/8" - 1/2"	1"	25
141031UM	1/2" - 3/4"	3/4"	25
141032UM	1/2" - 3/4"	1"	25
141040UM	3/4" - 1"	1 1/4"	10
141041UM	3/4" - 1"	1 1/2"	10
141049UM	1" - 1 1/2"	1 1/4"	8
141050UM	1" - 1 1/2"	1 1/2"	5

UNIVERSAL COMPRESSION VALVES
VÁLVULAS A COMPRESIÓN UNIVERSAL



PP BODY TPE SEATS EPDM O`RING

CUERPO PP ASIENTO TPE JUNTA EPDM

**UNIVERSAL COMPRESSION x
 MALE NPT THREAD
 COMPRESIÓN UNIVERSAL x
 ROSCA MACHO NPT**



PATENTED

CODE	UNIVERSAL	THREAD NPT		WEIGHT x BOX LBS	VOLUME x BOX m ³
142024UM	3/8" - 1/2"	1/2"	30	-	-
142025UM	3/8" - 1/2"	3/4"	24	6.72	0.019
142030UM	3/8" - 1/2"	1"	30	-	-
142031UM	1/2" - 3/4"	3/4"	30	-	-
142032UM	1/2" - 3/4"	1"	16	6.88	0.020
142040UM	3/4" - 1"	1 1/4"	12	7.68	0.020
142041UM	3/4" - 1"	1 1/2"	10	-	-
142049UM	1" - 1 1/2"	1 1/4"	8	-	-
142050UM	1" - 1 1/2"	1 1/2"	12	12.0	0.039

**UNIVERSAL COMPRESSION x
 FEMALE NPT THREAD
 COMPRESIÓN UNIVERSAL x
 ROSCA HEMBRA NPT**



PATENTED

CODE	UNIVERSAL	THREAD NPT		WEIGHT x BOX LBS	VOLUME x BOX m ³
146025UF	3/8" - 1/2"	3/4"	32	6.08	0.192
146032UF	1/2" - 3/4"	1"	24	6.70	0.192
146040UF	3/4" - 1"	1 1/4"	12	5.76	0.020
146050UF	1" - 1 1/2"	1 1/2"	12	6.24	0.020



**UNIVERSAL COMPRESSION x
 MALE NPT THREAD
 COMPRESIÓN UNIVERSAL x
 ROSCA MACHO NPT**



PATENTED

CODE	UNIVERSAL	THREAD NPT		WEIGHT x BOX LBS	VOLUME x BOX m ³
147025UM	3/8" - 1/2"	3/4"	60	12.00	0.360
147032UM	1/2" - 3/4"	1"	24	6.96	0.019
147040UM	3/4" - 1"	1 1/4"	12	6.00	0.020
147050UM	1" - 1 1/2"	1 1/2"	12	6.72	0.020



PP THREADED FITTINGS

ACCESORIOS ROSCADOS DE PP



NIPPLE MACHÓN



CODE	DIAMETER NPT		WEIGHT x BOX LBS	VOLUME x BAG m ³
750001	1/2"x1/2"	100	1.89	0.003
750002	3/4"x3/4"	100	2.62	0.005

REDUCING NIPPLE MACHÓN REDUCIDO



CODE	DIAMETER NPT		WEIGHT x BOX LBS	VOLUME x BAG m ³
751001	3/4"x1/2"	100	2.2	0.005

THREADED CAP TAPÓN HEMBRA



CODE	DIAMETER NPT		WEIGHT x BOX LBS	VOLUME x BAG m ³
753001	1/2"	100	1.06	0.002

REDUCING SOCKET MANGUITO REDUCIDO



CODE	DIAMETER NPT		WEIGHT x BOX LBS	VOLUME x BAG m ³
755001	3/4"x1/2"	100	4.42	0.009
755002	1"x3/4"	100	3.47	0.007

REDUCING BUSH TUERCA REDUCIDA

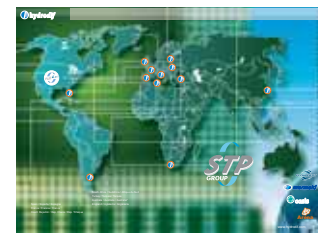


CODE	DIAMETER NPT		WEIGHT x BOX LBS	VOLUME x BAG m ³
757001	3/4" x 1/2"	100	1.54	0.004
757002	1"x1/2"	50	1.58	0.003
757003	1"x3/4"	50	1.41	0.003
757006	1 1/4"x1"	50	2.46	0.006



HISTORY

Since 1983 STP has been manufacturing compression fittings and valves. We have been growing, not only in number, but also in the capacity to provide you with the best and most extensive service including a wide variety of supplementary products that we have been incorporating to our catalog. STP Holding is a leading marketing and distribution company with worldwide commercial presence in over 80 countries . As a specialist manufacturer of polyethylene pipe accessories,we have been implementing our experience in mould injection to more fields such as swimming pool products, construction accessories, irrigation products and water distribution. In order to accomplish this, there is an organization of professionals who make it possible. STP Holding group is fully aware of the evolution and development of the markets, and through the acquisition of an Italian brass fittings factory, we have become the only world group producing plastic and metal fittings for polyethylene piping.



CERTIFICATIONS & STANDARDS

STP Holding currently complies with the Quality Assurance Standard ISO 9001:2000 registered with number ER-0989/2000 for “The design and production of: mechanical fittings, of plastic materials among polyolefin’s pressure pipes and its accessories, suitable for water distribution, water service connections, construction, industry, gardening, turf irrigation, telecommunications”, certified and issued by IQNet and AENOR.



Regarding performance, all products produced in STP Holding comply with today’s most demanding standard for compression fittings for polyethylene pipes: ISO 14236:2000.

For more than 8 years, STP Holding has been complying with the ISO 9001:2000 Quality Assurance Standard and thus guarantees that all our production meet the performance test requirements from ISO 14236. Therefore PLAST fittings & valves remain watertight for the whole service life of 50 years.

PLASTIC COMPRESSION FITTINGS FOR POLYETHYLENE PIPES

Test methods and requirements for the Plast fittings

Testing of material / MRS value (Minimum required strenght)

The Polypropylene Copolymer (PP-B) specified for the fitting body is tested in accordance with ISO 9080 and ISO 12162 to determine the MRS value. Verification of long-term behavior.

The long-term behavior of the material of the Plast fitting body shall be verified in a type test on an injection-moulded pipe specimen with an outside diameter of not less than 1 1/2 inch produced in accordance with ISO 15853 from the same material as that of the fitting body. The wall thickness of the specimen is not less than that of a NP 87 PSI pipe and not more than that of a NP 232 PSI pipe of the corresponding size and of the same material.

When the specimen is pressure-tested in accordance with the procedure described in ISO 1167, it conforms to the applicable requirement :

Performance requirements for Plast fittings / Testing of material

Fitting material	Test temperature °F	Test duration h	Introduced stress Mpa	Requirement
PP-B	176°	8760	3.2	No failures during test
	203°	1000	2.6	
	230°	8760	1.1	

(*) 1 BAR= 0.1 MPa = 14.5PSI



TESTING OF FITTINGS

Resistance to internal pressure

When a Plast injection-moulded fitting body is tested in accordance with ISO 12092 using the test parameters given in the following table, it conforms to the applicable requirements given in such table.

NOTE : The test requirements are related to the NP of the fitting.

Performance requirements for Plast compression fittings / Testing of fitting

Fitting material	Test temperature °F	Test duration h	Test press. PSI	Requirement
PP-B	68°	1h	580 up to Ø 2" 362.6 from Ø 2 1/2"	No failures (leakage, fractures, cracking) in joint area of fitting or pipe during either test period
	203°	1000h	92.8 up to Ø 2" 58 from Ø 2 1/2"	



Assembly test

Test specimens

Each test specimen comprises a Plast fitting assembled with a PE NP 232 psi if diameters are from 1/2" to 4.

Leaktightness under internal pressure when subjected to bending

When a straight Plast fitting (coupling) assembly is tested in accordance with ISO 3503, the assembly conforms to the following requirement

Performance requirements for Plast compression fitting assemblies / Leaktightness when subjected to bending

Pipe material	Test temperature °F	Test duration h	Test press. MPa	Test press. PSI	Requirement
PE 63 PE 80 PE 100	68° ±41°	1h 1h 1h	9.0 11.4 14.4	1.8xNP 1.8xNP 1.8xNP	No failures (leakage, fractures, cracking) in joint area of fitting or pipe during either test period



The test pressure ρT shall be calculated, in bars, from the equation

$$\rho T = \frac{\sigma_T}{\sigma_S} \times NP$$

where

σ_T is the applicable test stress given in the table (MPa);

σ_S is the design stress in accordance with ISO 4427

NP is the nominal pressure (232 psi from Ø 1/2" to Ø 2")

NOTE 1 : 14.5 psi = 1 MPa

NOTE 2 : For diameters larger than 2", the use of special equipment might be necessary to create the bending radius required for the pipe under test.

Resistance to pull-out

When a Plast fitting assembly is tested in accordance with ISO 3501, the assembly conforms to the requirements given in the next table, the test force FT being calculated, in newtons.

$$(FT = 1.5 \text{ sTTTen} (dn-en))$$

Performance requirements for Plast compressions fittings assemblies / Pull-out test

Pipe material	Test temperature °F	Test duration h	Test press. MPa	Requirement
PE 63 PE 80 PE 100	68° ±41°	1h 1h 1h	4.5 5.7 7.2	Displacement of pipe during test does not affect leaktightness of joint



These are longitudinal stresses, and their values are therefore half those of the circumferential stresses given as test stresses in previous table.

Leaktightness under internal vacuum

When a Plast fitting assembly is tested at two pressures in accordance with ISO 3459, the assembly conforms to the performance requirement

Performance requirements for Plast compressions fittings assemblies— Leaktightness under vacuum

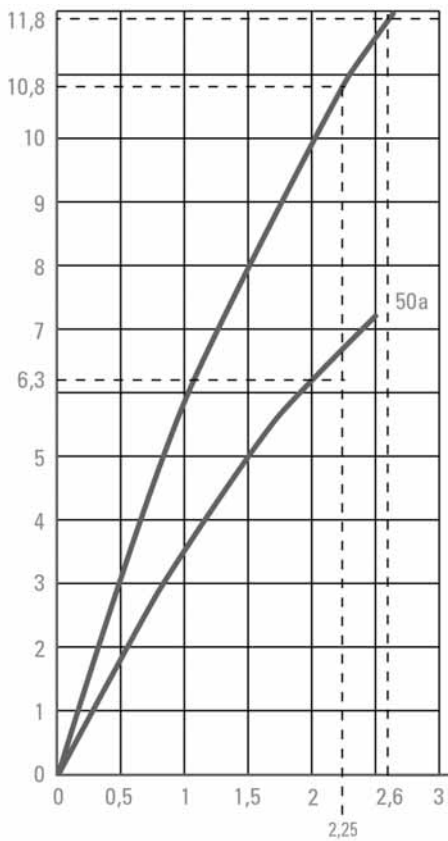


Long-term pressure test for leaktightness of assembled joints

When an assembly comprising of at least one Plast fitting with one or more pipe(s) joined to it is tested in accordance with ISO 1167, the joint conforms to the needed requirement as it is shown.

Performance requirements for Plast compressions fitting assemblies leaktightness of assembled joints

Fitting material	Pipe material	Test duration (two periods)	Test temp.	Test press. bar	Requirement
PP-B	PE 63	1000h	68°F	1.2 x NP	No leakage from joint or cracking of pipe during either test period
	PE 80 PE 100	followed by 1000h	140°F	0.8 x NP	



Calculation of pressure to be used for long-term leaktightness testing. Estimated life: 50 years

The long-term leaktightness test for mechanical joints with fittings made of plastics materials is based on the principle that these joints will have to remain watertight for the whole service life of the assembly, i.e. 50 years. This requires that any deformation occurring in the joint area due to creep does not cause any leakage.

The test is therefore carried out under conditions such that the expected creep deformation after 50 years is reached in 1000 h. The strain in the fitting material corresponding to the nominal stress in the system over 50 years can be determined from isochronous stress/strain diagrams for the material at the service temperature.

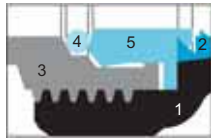


INSTALLATION INSTRUCTION

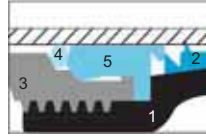
INSTRUCCIONES DE MONTAJE



HYDRAULIC SEAL

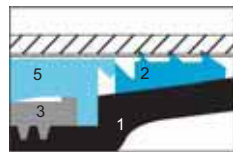
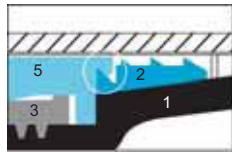


- 1- Nut
- 2- Clenching Ring
- 3- Body
- 4- O-ring
- 5- Compression ring



Due to the compression-ring, the nut always keeps the O-ring under pressure. The conical design of the pressing-ring and the nut allows the pressure of the ring against the pipe, independently of its internal pressure.

MECHANICAL WORK



The special design of the fitting allows the clenching ring to go with the pipe in its natural movement due to the pull out while the clenching ring increases the resistance and holds the pipe firmly .

- Application fields are Oil & Gas, drinkable water, waste water, and salt water, and commercial irrigation, industrial applications including acid bases, swimming pools, ship installations, and fiber duct pipe.
- Fittings can be used in new installation or in most repair/maintenance situations.
- Fittings come in IPS, CTS and universal sizes and can be used to connect most all types of pipe
- Fittings install in minutes resulting in labor and equipment cost savings.
- Fittings provide simple to understand installation procedures.
- Have every ISO certification applicable to our fittings.
- Maximum temperature is 176°F at 232PSI.
- Products have a 50 year life expectancy
- Rating is 232PSI for all fittings offered
- Tests show fitting assembly cannot be pulled apart in accordance with ISO 3501
- Suitable for above ground use
- UV stabilized
- ASTM and ISO information found on page 39

Systems



Cool Water Agua fría



Telecommunications Telecomunicaciones



PE Transitions to other materials

Transiciones de PE a otros materiales




Universal Fitting Accesorio universal



Universal Fitting Accesorio universal



PVC	PE Ø16
Imperial PE	PE Ø20
LDPE MDPE HDPE	PE Ø25
Galvanised Steel	PE Ø32
LEAD	PE Ø40
Cu	PE Ø50
	PE Ø63



CERTIFICATIONS

CERTIFICACIONES



Australia
No. AS/NZS 4129
No. AS/NZS 4129

Bulgaria
No. 050300A

Czech Republic
No. ICIM 028AV/0
No. 04 0158 V/AO

England
No. 0405060
No. 0405086

France
No. 03 ACC NY 067

Germany
No. DW-8616B00360

Hungary
No. A-2388/2003

Mexico
No. CP-0234-CAN/03

Poland
No.. AT/97-01-0211-01

Romania
No. 016-05/1800-2001

Russia
No. 0360670

South Africa
No. SABS 1808-41

Spain
No. 301-081
No. 97006597
No. 31263
UPC Approved

Sweden
No. 0256/095

Ukraine
No. 05.03.03-03/8062

For a copy of the certificates please contact Foplast Compression Fittings office.

ASTM standard D-2513 compliant

ISO 9001:2000
ISO 14236:2000
ISO 9080
ISO 12162

ISO Certified and test with these ISO standards:

ISO 15853
ISO 1167
ISO 12092
ISO 3503

ISO 4427
ISO 3501
ISO 3459
ISO 1167

INSTALLATION INSTRUCTIONS FOR 1/2" TO 2"

FLOPLAST FITTINGS ON POLYETHYLENE PIPE—CTS AND IPS




Step 1

- **Cut** pipe square, (an uneven cut will result in leakage).
- **Make** sure the pipe end is clear of sharp edges and debris before connecting. It is not required, however it does assist in an easier installation if you utilize a chamfer tool, rasp or file on pipe edges 1/2" - 2".
- **Clean** pipe ends with soap water and cloth insuring it is cleaned from debris such as dirt, oil, sand, etc.. to ensure a leak-free connection.
- **Apply** teflon tape on male threads for the purpose of easing the friction between the cap and the threads. You may also use soapy water, if available, on the pipe, which will make it easier to slide pipe past the O-ring. Before using any lubricant on pipe directly (if being installed in a potable water system), ensure it meets NSF approval.

Step 2

- **Loosen Compression Nut**— It is not necessary to remove the nut prior to installation. Check that the o'ring, compression ring and grip ring are in proper position
- **Insert** pipe past 1st) the grip ring; and 2nd) past the o'ring into the body of the fitting until it meets the interior step of the fitting body.
- **Ensure** the pipe always goes through the o'ring.
- **After** inserting pipe into fitting.



Step 3

- **Tighten the Compression Nut** towards the body of the fitting using a suitable pipe wrench. **DO NOT USE CHAIN WRENCHES OR STRAP WRENCHES.** This is because the chain wrench applies pressure around the entire cap and causes pressure on the threads, which makes it much harder to tighten. Using a chain or strap wrench will cause you to experience extreme tightness before all threads are actually covered.
- **Tightening of Caps** – This is the number one cause of any leaks. The distance between the bottom of the compression ring and the base of the fitting is 1/4". Once this distance is closed and the compression ring sits flush on the body, the O-Ring has compressed. **THIS DOES NOT HAPPEN UNTIL THE LAST THREAD IS COVERED.**
- **IPS Fittings require compression nut be completely turned to the end of the threads (no thread showing) to insure a leak proof connection.**

Optional *Floplast* Wrench:



Metal Wrench
(for 2" to 4")

1. **Care must be taken** not to cut pipe too short as it is essential to draw the pipe onto the fitting when making a joint. Avoid excess wrench pressure on central body when tightening nuts.
2. **End User's Responsibility**
 - Ensure pipe is correct specification and that valves, fittings and pipe met local authority requirements.
 - Designed for applications up to 232psi at 68°F up to 4"
 - Chemical resistance— for special applications check suitability of materials with manufacturer.



901 E Hwy 82
Nocona, TX 76255
Phone: 877-FLOPLAST (356-7527)

Web: www.FloPlastfits.com

6/14/2007

INSTALLATION INSTRUCTIONS FOR 3" AND 4" FLOPLAST FITTINGS ON POLYETHYLENE PIPE—CTS AND IPS





Fig. 1



Fig. 2




Fig. 3

Step 1

- **Cut** pipe square, an uneven cut will result in leakage
- **Clean** pipe ends with soap water and cloth insuring it is cleaned from debris such as dirt, oil, sand, etc.. to ensure a leak-free connection.
- **You** may also use soapy water, if available, on the pipe, which will make it easier to seat the O-ring. Before using any lubricant on pipe directly (if being installed in a potable water system), ensure it meets NSF approval.
- **Remove** fitting components from central fitting body.
- **Important: Slide parts on pipe in this order: (Fig. 1)**
 - Compression Nut (threads facing fitting body)
 - Grip-ring (**ensure the taper on ring faces away from fitting body**)
 - Compression ring (flat side away from fitting body)
 - O'ring on the end of the pipe

Step 2

- **Insert** the pipe into the body of the fitting until it meets the interior step of the fitting body. (**Fig. 2**)
- **Ensure** O-ring is correctly positioned on the pipe and draw close to the body.
- **Slide** Compression ring against O-ring using hand force (**Fig.3**), this is to seat the o'ring onto the body.
- **Slide** Grip-ring against Compression ring
- **Slide** Compression Nut onto threads.

Step 3

- **Apply** Teflon tape on male threads for the purpose of easing the friction between the cap and the threads. You may also use soapy water, if available, on the pipe, which will make it easier to slide the O-ring into the fitting. Before using any lubricant on pipe directly (if being installed in a potable water system), ensure it meets NSF approval.
- **Tighten the Compression Nut** towards the body of the fitting using a suitable pipe wrench. **DO NOT USE CHAIN WRENCHES OR STRAP WRENCHES.** This is because the wrenches apply pressure around the entire cap and causes pressure on the threads, which makes it much harder to tighten. Using a chain or strap wrench will cause you to experience extreme tightness before all threads are actually covered.



Optional FloPlast Wrench:

Metallic Wrench

1. End User's Responsibility

- Ensure pipe is correct specification and that valves, fittings and pipe met local authority requirements.
- Designed for applications up to 232psi at 68°F up to 4"
- Chemical resistance— for special applications check suitability of materials with manufacturer.



901 E Hwy 82
Nocona, TX 76255
Phone: 877-FLOPLAST (356-7527)
Fax: 940-825-4075

Web: www.FloPlastfits.com

Jan 28, 2008




INSTALLATION INSTRUCTIONS FOR *FLOPLAST* UNIVERSAL FITTINGS ON ASSORTED PIPES



Universal Sizes Fitting Size Chart*	3/8" - 1/2"	1/2" - 3/4"	3/4" - 1	1 1/4" - 1 1/2"
Standard Pipe Sizes O.D.	0.59" - 0.82"	0.82" - 1.06"	1.06" - 1.34"	1.41" - 1.69"
Pipe Material				
PE CTS	1/2"	3/4"	1"	1 1/2"
PE IPS—SDR 9, 11	3/8", 1/2"	1/2", 3/4"	3/4", 1"	1 1/4", 1 1/2"
Copper	1/2"	3/4"	1"	1 1/2"
PVC	3/8", 1/2"	1/2", 3/4"	3/4", 1"	1 1/4", 1 1/2"
Galvanized Iron	3/8", 1/2"	1/2", 3/4"	3/4", 1"	1 1/4", 1 1/2"
PE IPS—SIDR 9		3/4"	1"	1 1/4"
PE IPS—SIDR 15		3/4"	1"	1 1/4"

* This chart is meant for reference only. If you have any doubt regarding the pipe size, then select the correct Universal Fitting size by measuring the ACTUAL O.D. of the pipe.

General Sizing Note: IPS sizes fit both sizes of Universal Fitting (ex: fits 1/2" - 3/4")
CTS sizes fit the larger of the sizes listed on Universal Fitting (ex: fits 3/4" on 1/2—3/4" size)



Step 1

- **Cut** pipe square, an uneven cut will result in leakage
- **Clean** pipe ends with soap water and cloth insuring it is cleaned from debris such as dirt, oil, sand, etc.. to ensure a leak-free connection. When threaded *FLOPLAST* Fittings attach to steel or metal, **deburr metal threads for a leak-proof connection.**

Step 2

- **The Universal Transition Coupling** does not require removal of the nut prior to installation
- **Ensure** the nut is at least 3 threads back from the flange of the body for smaller size pipe allowing 4-5 threads
- **Insert** the pipe into the body of the fitting being cautious not to push pipe past the rubber seal joint (**Fig 1**)


Step 3

- **Screw** the Compression Nut tightly towards the body of the fitting using the *FLOPLAST* wrench or suitable tool.
- **In** confined spaces the FloPlast nut assembly can be removed from the fitting and slid onto the pipe, prior to inserting the pipe into the central body.

CORRECT

Just place the pipe into the rubber adapter

How to insert the pipe into universal adapter



INCORRECT

CAUTION: Do not push the pipe though the rubber adapter.

1. **Caution:** When inserting plastic pipes and/or FloPlast valves and/or fittings into existing metal pipe work, ensure electrical earth continuity is maintained at all times.
2. **Care must be taken** not to cut pipe too short as it is essential to draw the pipe onto the fitting when making a joint. For sealing threads PTFE tape should be applied to the male threads. Avoid excess wrench pressure on central body when tightening nuts.
3. **End User's Responsibility**
 - Ensure pipe is correct specification and that valves, fittings and pipe met local authority requirements.
 - Designed for applications up to 232psi at 68°F up to 1 1/2"
 - Chemical resistance— for special applications check suitability of materials with manufacturer.

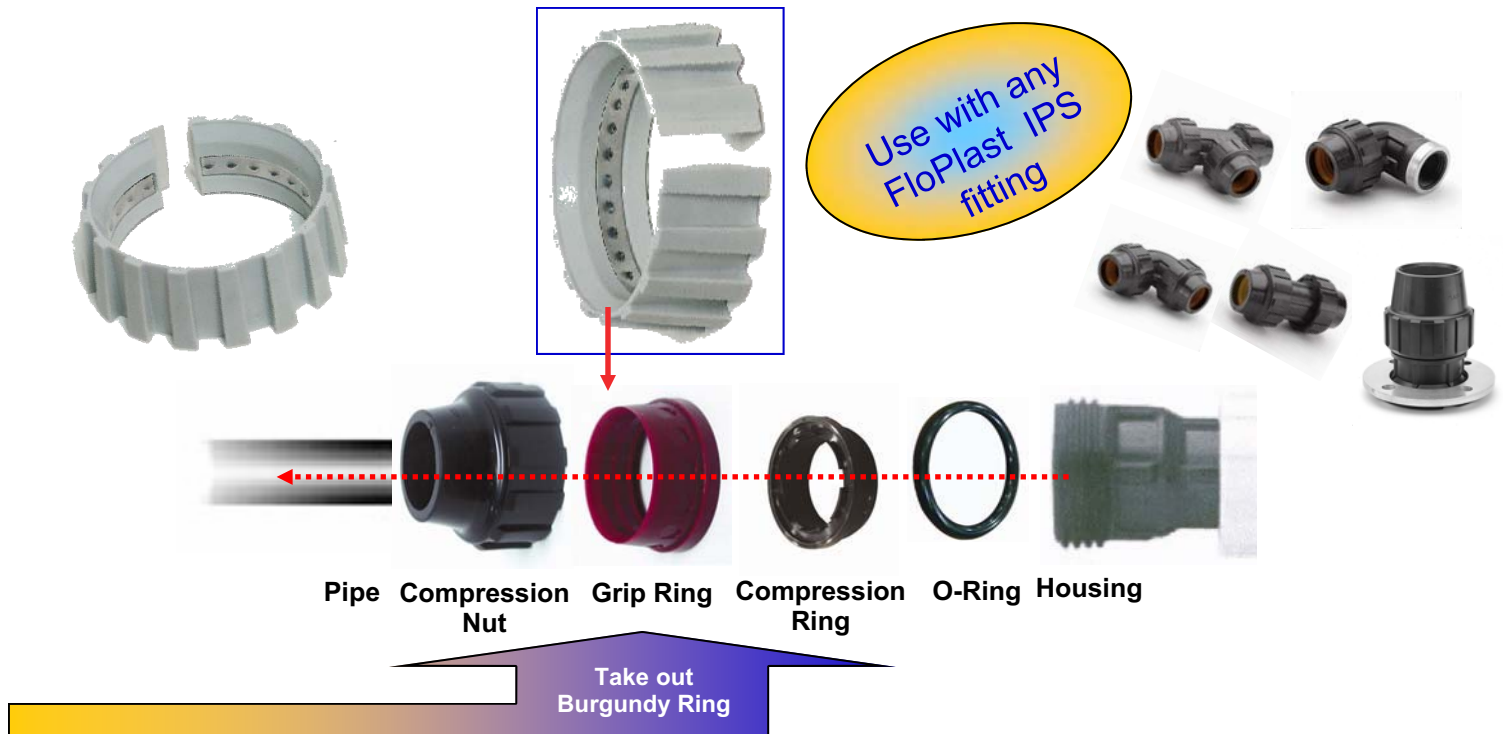


901 E Hwy 82
Nocona, TX 76255
Phone: 877-FLOPLAST (356-7527)
Fax: 940-825-4075

Web: www.FloPlastfits.com

Installation Instructions PVC Conversion Grip Rings For IPS Applications !

The revolutionary FloPlast "PVC Conversion Grip Ring" converts PE pipe fittings into convertible fittings for **PVC** applications. The superior 2200 lbs of pullout resistance of the grip ring with a fitting rating of 232 PSI translates into more reliable and longer lasting connections for PVC applications.



Step
1

- **Cut** pipe square, an uneven cut will result in leakage
- **Clean** pipe ends with soap water and cloth insuring it is cleaned from debris such as dirt, oil, sand. etc.. to ensure a leak-free connection.
- Remove nut from central body.
- Important: Slide parts on in this order:
 - Compression Nut
 - **Grip-ring (remove BURGUNDY Grip Ring; REPLACE WITH WHITE PVC GRIP RING)**
 - Compression ring (ensure the taper on ring faces toward the insert point)
 - O-ring on the end of the pipe

Step
2

- Insert the pipe into the body of the fitting until it meets the interior step of the fitting body.
- Ensure O-ring is correctly positioned on the pipe and draw close to the body.
- Slide Compression ring against O-ring
- Slide Grip-ring against Compression ring
- Slide Compression Nut onto threads.

Step
3

- Screw the Compression Nut tightly towards the body of the fitting using the FLOPLAST wrench or suitable tool.
- **IPS Fittings require compression nut be completely turned to the end of the threads (no thread showing) to insure a leak proof connection.**



FLOPLAST COMPRESSION FITTINGS LP
901 E. Highway 82
Nocona, TX 76255, USA
Tel. ++ 1 940 825 3300
Fax. ++ 1 940 825 4075
Toll Free: 1 (877)FLOPLAST (1-877-356-7527)
Web Site: www.floplastfits.com